



ZENTANGLE CHRISTMAS ORNAMENTS

- To make Ornaments you need some colorful cardstock paper, a pen, a hole punch and ribbon.
- Trace and cut out a circle on the paper, then draw Zentangled designs.
- Zentangled classes can be found on the McKinley's 4-H STEAM Project Club Facebook Page under videos or at zentangle.com
- If you have a laminator, laminate, punch a hole and string with ribbon.


Bring to a Senior Center!



Artemsol with Cook County 4-H



ZENTANGLED CLASS Hope you enjoy learning how to Zentangle. All of our...



FOR MORE INFORMATION CONTACT JULIETTE AT JAMKITTYGIRL@YAHOO.COM

YouTube Zentangle Christmas Ornament
https://youtu.be/92qZsJoUI_c