

2017 Socioeconomic Data Profile

Androscoggin, Maine



Change in Population (2010-2017)

Androscoggin County	Maine
-0.5%	0.1%



Unemployment Rate

Androscoggin County	Maine
5.2%	5.3%



Median Age

Androscoggin County	Maine
40.7	44.3



Change in Median Age in years (2010-2017)

Androscoggin County	Maine
1.3	2.3



Poverty Level

Androscoggin County	Maine
14.5%	12.9%



Food Stamps

Androscoggin County	Maine
19.9%	15.3%



Median Household Income

Androscoggin County	Maine
\$49,538	\$53,024



Change in Median Household Income (2010-2017)*

Androscoggin County	Maine
11.4%	13.0%

*Rates not adjusted for inflation



2017 Socioeconomic Data Profile

Aroostook, Maine



Change in Population (2010-2017)

Aroostook County	Maine
-4.9%	0.1%



Poverty Level

Aroostook County	Maine
18.4%	12.9%



Unemployment Rate

Aroostook County	Maine
5.3%	5.3%



Food Stamps

Aroostook County	Maine
22.3%	15.3%



Median Age

Aroostook County	Maine
47.2	44.3



Median Household Income

Aroostook County	Maine
\$39,021	\$53,024



Change in Median Age in years (2010-2017)

Aroostook County	Maine
2.8	2.3



Change in Median Household Income (2010-2017)*

Aroostook County	Maine
6.7%	13.0%

*Rates not adjusted for inflation



2017 Socioeconomic Data Profile

Franklin, Maine



Change in Population (2010-2017)

Franklin County	Maine
-1.6%	0.1%



Poverty Level

Franklin County	Maine
13.3%	12.9%




Unemployment Rate

Franklin County	Maine
6.1%	5.3%



Food Stamps

Franklin County	Maine
15.9%	15.3%



Median Age

Franklin County	Maine
45.4	44.3



Median Household Income

Franklin County	Maine
\$45,541	\$53,024



Change in Median Age in years (2010-2017)

Franklin County	Maine
3.6	2.3



Change in Median Household Income (2010-2017)*

Franklin County	Maine
14.3%	13.0%

*Rates not adjusted for inflation



2017 Socioeconomic Data Profile

Hancock, Maine




Change in Population (2010-2017)

Hancock County	Maine
0.3%	0.1%



Unemployment Rate

Hancock County	Maine
5.7%	5.3%



Median Age

Hancock County	Maine
48.1	44.3



Change in Median Age in years (2010-2017)

Hancock County	Maine
2.9	2.3



Poverty Level

Hancock County	Maine
12.6%	12.9%



Food Stamps

Hancock County	Maine
12.6%	15.3%



Median Household Income

Hancock County	Maine
\$51,438	\$53,024



Change in Median Household Income (2010-2017)*

Hancock County	Maine
8.2%	13.0%

*Rates not adjusted for inflation



2017 Socioeconomic Data Profile

Kennebec, Maine




Change in Population (2010-2017)

Kennebec County	Maine
-0.5%	0.1%



Unemployment Rate

Kennebec County	Maine
5.7%	5.3%



Median Age

Kennebec County	Maine
44.2	44.3



Change in Median Age in years (2010-2017)

Kennebec County	Maine
2.4	2.3



Poverty Level

Kennebec County	Maine
13.8%	12.9%



Food Stamps

Kennebec County	Maine
17.5%	15.3%



Median Household Income

Kennebec County	Maine
\$50,116	\$53,024



Change in Median Household Income (2010-2017)*

Kennebec County	Maine
9.0%	13.0%

*Rates not adjusted for inflation



2017 Socioeconomic Data Profile

Oxford, Maine




Change in Population (2010-2017)

Oxford County	Maine
-1.1%	0.1%



Unemployment Rate

Oxford County	Maine
6.3%	5.3%



Median Age

Oxford County	Maine
46.3	44.3



Change in Median Age in years (2010-2017)

Oxford County	Maine
2.7	2.3



Poverty Level

Oxford County	Maine
13.9%	12.9%



Food Stamps

Oxford County	Maine
19.2%	15.3%



Median Household Income

Oxford County	Maine
\$44,582	\$53,024



Change in Median Household Income (2010-2017)*

Oxford County	Maine
12.2%	13.0%

*Rates not adjusted for inflation



2017 Socioeconomic Data Profile

Sagadahoc, Maine



Change in Population (2010-2017)

Sagadahoc County	Maine
-1.5%	0.1%



Poverty Level

Sagadahoc County	Maine
10.6%	12.9%




Unemployment Rate

Sagadahoc County	Maine
4.1%	5.3%



Food Stamps

Sagadahoc County	Maine
11.4%	15.3%



Median Age

Sagadahoc County	Maine
45.9	44.3



Median Household Income

Sagadahoc County	Maine
\$60,457	\$53,024



Change in Median Age in years (2010-2017)

Sagadahoc County	Maine
3.1	2.3



Change in Median Household Income (2010-2017)*

Sagadahoc County	Maine
9.0%	13.0%

*Rates not adjusted for inflation



2017 Socioeconomic Data Profile

Washington, Maine




Change in Population (2010-2017)

Washington County	Maine
-4.0%	0.1%



Unemployment Rate

Washington County	Maine
7.9%	5.3%



Median Age

Washington County	Maine
47.6	44.3



Change in Median Age in years (2010-2017)

Washington County	Maine
2.6	2.3



Poverty Level

Washington County	Maine
18.4%	12.9%



Food Stamps

Washington County	Maine
23.7%	15.3%



Median Household Income

Washington County	Maine
\$40,328	\$53,024



Change in Median Household Income (2010-2017)*

Washington County	Maine
15.7%	13.0%

*Rates not adjusted for inflation

