

Friends



Finding Your Way to 4-H Project Achievement

Name _____

Grade _____ Teacher _____

School _____



UNIVERSITY OF GEORGIA
EXTENSION





CONTENTS:

Getting Started With Your Presentation	3
Picking Your Project	4-5
Building a Speech with Arch	6
Putting it All Together	7
Your 4-H Presentation	8

Are you a little puzzled about This Project Achievement thing?

Are you a little clueless about this presentation and all the things you might do? Project Achievement is a great opportunity and lots of fun. So quit putting it off because you're not sure what to do and let me, Arch the Dawg, be your guide. I'll help you put the pieces together. If you dig into this edition with me, you'll find 4-H Project Achievement just isn't that hard after all!! Come along and be a Top Dawg with me!

Georgia 4-H is a partner in public education and strives to incorporate state standards in the educational materials produced for in-school use. The following standards are correlated to the educational learning experience of 4-H Project Achievement.

ELAGSE5RI1: Quote accurately from a text when explaining what the text says explicitly and when drawing inferences from the text.

ELAGSE5RI4: Determine the meaning of general academic and domain-specific words and phrases in a text relevant to a grade 5 topic or subject area (sub topics a-d addressed in 4-H Project Achievement).

ELAGSE5W1: Write opinion pieces on topics or texts, supporting a point of view with reasons (sub topics a-d addressed in 4-H Project Achievement).

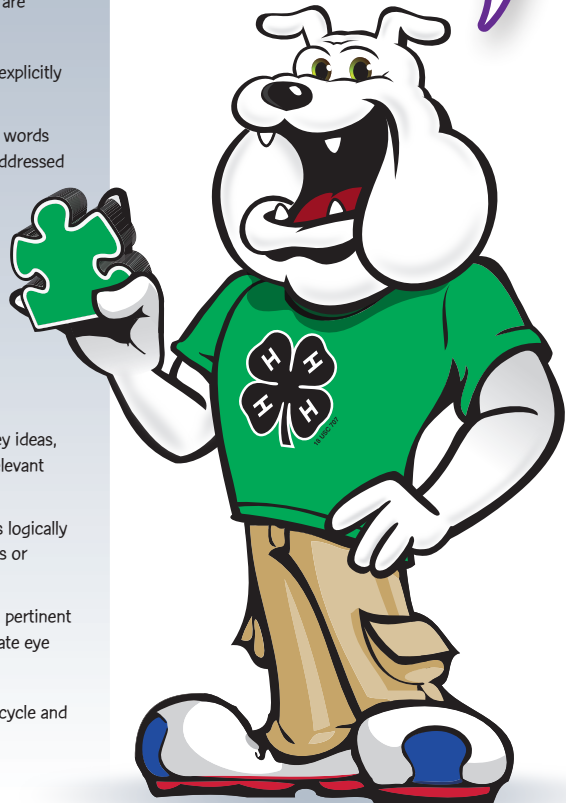
ELAGSE5W2: Write informative/explanatory texts to examine a topic and convey ideas and information clearly (sub topics a-d addressed in 4-H Project Achievement).

ELAGSE6W1: Write arguments to support claims with clear reasons and relevant evidence (sub topics a-d addressed in 4-H Project Achievement).

ELAGSE6W2: Write informative/explanatory texts to examine a topic and convey ideas, concepts, and information through the selection, organization, and analysis of relevant content (sub topics a-d addressed in 4-H Project Achievement).

ELAGSE5SL4: Report on a topic or text or present an opinion, sequencing ideas logically and using appropriate facts and relevant, descriptive details to support main ideas or themes; speak clearly at an understandable pace.

ELAGSE6SL4: Present claims and findings, sequencing ideas logically and using pertinent descriptions, facts, and details to accentuate main ideas or themes; use appropriate eye contact, adequate volume, and clear pronunciation.



Think Green! Not just 4-H Green...but let's help do our part to recycle and reuse. Save this book, reread it, or pass it along to a friend. If it's too worn, please recycle it.



Getting Started with Your Presentation

A 4-H presentation is a great way to teach someone something you have learned. It's "showing how" while "telling how." You can actually make or do something (step-by-step) and have a finished product to show at the end, or you can just "tell how" by talking and showing visuals like charts, graphs, drawings, models, photographs, or cut-outs.

By doing a 4-H presentation, you will learn to research a project, organize your ideas in a logical order, and develop skills of expressing yourself to others. All of the 4-H Projects also match the Georgia Career Clusters and not only help you learn about a topic but may also help you as you think about your future.

You will enjoy going to the Project Achievement competition, too, where you will meet other 4-H'ers, experience getting in front of others to share what you have learned, and feel great just knowing you participated.

4-H Staff and Volunteers

Your 4-H Adult leaders and older 4-H club members may be available to offer some help with your project — they may be experts in your project area, have similar interests in your project, or may be able to listen to your speech while you practice. Call your local extension office and ask for help if you need it. Don't forget to ask when your county or school Project Achievement may be too. School or County Project Achievement can be your first chance to let a judge see your presentation.



Select a Project

To participate in 4-H Project Achievement, you must select a project, then decide on a specific topic for a presentation.

Georgia Career Clusters for 4th-6th grade

Business Management & Administration

Time & Money Management
Workforce Preparation & Career Development

Education Training

Historic People, Places, and Events
Current People, Places, and Events
Human Development

Hospitality & Tourism

General Recreation

Science, Engineering, Technology & Mathematics

General Science
Geology
Herpetology
Robotics

Health Science

Health
Sports - Individual
Sports - Team
Food for Health & Sport
Food for Fitness

Human Services

International

Arts, AV/Technology & Communication

Arts
Clothing & Textiles
Interior Design
Communication
Computer Information Technology
Crafts
Creative Stitchery
Performing Arts General
Performing Arts Instrumental
Performing Arts Vocal
Photography
Public Speaking

Agriculture, Food & Natural Resources

Agricultural Awareness
Archaeology
Beef
Between Meals
Cat Care
Companion and Specialty Animals
Dairy & Milk Science
Dairy Foods
Dog Care and Training
Entomology
Environmental Science
Flowers, Shrubs & Lawns
Food Fare
Food Safety & Preservation
Forest Resources & Wood Science

Architecture & Construction

Engineering & Mathematics
Housing, Equipment, & Environment

Transportation, Distribution & Logistics

Bicycle

Law, Public Safety, Corrections & Security


Safety

Fresh Water Fish & Shellfish
Fruits, Vegetables, & Nuts
Horse
Marine & Coastal Ecology
Outdoor Recreation
Outdoor Survival Skills
Paleontology
Plants, Soils & Fertilizers
Pork Production
Poultry & Egg Science
Rabbits
Sheep & Milk Goats
Target Sports
Veterinary Science
Wildlife



Picking Your Project

Have you ever wondered why finding a project is such a hard decision?



It's because there are so many from which to choose. Since you will be preparing a presentation in your project, you should pick one that interests you.

If you are unsure of your project, here's an easy game, **PICK A PROJECT!** Read through the list, and circle the letters at the beginning of those you like best. You can circle as many as you like.

- | | | | |
|---|-------------------------------------|---|----------------------------------|
| A | I like to ride horses | C | I like the outdoors |
| B | I like to build | D | I like gardens |
| C | I like to learn new games | F | I like to plan meals |
| D | I like house plants | G | I like to babysit |
| B | I like things that move | C | I like to dance |
| F | I like to experiment in the kitchen | G | I like to wear nice clothes |
| H | I like to study pollution | D | I like to dig in the dirt |
| D | I like to work in the yard | C | I like to camp |
| E | I like to give speeches | E | I like to take pictures |
| A | I live on a farm | F | I like to eat |
| B | I like the computer | G | I like to help people |
| A | I like agriculture | H | I like the water and oceans |
| B | I like engines and motors | D | I like the forests |
| E | I like to play an instrument | E | I like to talk |
| G | I like to shop | D | I like animals in the woods |
| H | I like to recycle | B | I like to ride bikes |
| A | I like animals | H | I like to take care of the earth |
| C | I like to collect things | F | I like to grocery shop |
| E | I like buildings and houses | E | I like to learn about people |
| B | I like to make things | G | I like to decorate my room |
| F | I like to cook | H | I like to conserve energy |
| A | I like to teach my dog tricks | F | I like to learn about nutrition |
| C | I like sports | G | I like to sew |
| A | I like to raise farm animals | H | I like to fish |

Some projects require special presentations. Instead of giving an oral presentation, you may create something or perform and then talk with a judge. BETWEEN MEAL SNACKS, CREATIVE STITCHERY, PUBLIC SPEAKING, FOOD FARE, and PERFORMING ARTS are projects with special requirements other than a speech.

See your 4-H staff or volunteer leader for guidelines.



Add up the total times your circled each letter. You probably circled one or two letters the most!

On this page we have listed all the project areas, grouped together by things you enjoy. Find the group with the same letter as the letter you circled the most times. Read about that project to gain ideas about your future presentation topic. It looks like you're closer to **Finding Your Project!**



In this group of projects are **animals on the farm and at home**. Your presentation may be about caring for the animal, selecting the animal or what you need to raise the animal. Your project suggestions are **Dairy & Milk Science, Beef, Poultry & Egg Science, Pork Production, Dog Care & Training, Companion and Specialty Animals, Science, Cat Care, Vet Science, Horse, Rabbits, Ag Awareness, or Sheep & Meat Goats.**



These projects are for those who **work with their hands** or like to **build and repair** things. Your presentation could be about building or making an item or fixing something. Your project suggestions are **Art, Crafts, Bicycle, Engineering and Mechanics, Computer Information Technology, Robotics, or Workforce Preparation.**



Everyone likes to **have fun and relax**. These projects are about your hobbies and activities. Your presentation could cover playing a sport or participating in your hobby or performing for a group. It's outdoors and free time activities. Your project suggestions are **Art, Crafts, Sports-Individual and Sports –Team, Outdoor Recreation, General Recreation, Performing Arts Instrumental, Performing Arts General, Performing Arts Vocal, Outdoor Survival Skills, Air Science, or Target Sports.**



Nature fascinates everyone. These projects explore the outdoors. Your presentation may be about how things grow, a type of animal or insect or how to change your garden. Your project suggestions are **Ag Awareness; Entomology; Flowers, Shrubs & Lawns; Forest Resources & Wood Science; Fruits, Vegetables & Nuts; Fresh Water Fish & Shellfish; Wildlife; Plants, Soils, & Fertilizers; Geology; or Herpetology.**



Communicating and sharing with others can be lots of fun. If you like to "show off" what you know or look at the history of people and their lives, these projects may be for you. Your presentation may be a speech about what you like, how to take pictures or how buildings are drawn. Your project suggestions are **International, Performing Arts Instrumental, Performing Arts General, Archaeology, Communications, Paleontology, Photography, Public Speaking, Performing Arts Vocal, Historic People, and Historic Places & Events.**



Food can be lots of fun. Your presentation would include tips on making a dish or a specific food. It might also be about an appliance or what is needed to cook. Project suggestions are **Between Meal Snacks, Food for Fitness, Dairy Foods, Food Fare, Food for the Family, Food for Health & Sport, Food Safety & Preservation, or Housing.**



The **home** is an important part of your life. These projects are all about home and the people with you. Your presentation may be about selecting items for you or your home or how to live a happier life. Your project suggestions are **Human Development, Safety, Housing, Time & Money Management, Clothing & Textiles, Interior Design, Health, or Creativity Stitchery.**



Preserving the earth and our environment is very interesting. These projects are all about conservation. Your presentation would be about how we can conserve. Your project suggestions are **Marine & Coastal Ecology, Environmental Science, or General Science.**

Now it's time to complete your research. Remember to refer to credible resources to learn more about your topic. Ask your teacher or 4-H leader if you need help.





Building a Speech with Arch

Now that you've picked your project and done your research, you are ready to put together your presentation. Arch the Dawg loves a good burger with lots of extras added, so follow his recipe to build your speech. Whether your presentation is for Cloverleaf Project Achievement or District Project Achievement or for a school project, this is all you need!

INTRODUCTION

Gets the audiences' attention (give a quote, surprising fact, ask a question, relate a personal experience, exclamatory, etc.) **Make sure the audience knows what the speech is about!**

Descriptive Words

Descriptive words, like adjectives, give a speech that little "extra" flavor that is needed to make it appealing. Just like "extras" added to Arch's burger!

BODY

Where you get into the "meat" or **the most important part of your speech**. From your research try to list **3-5 main points** you want to make about the topic. Without the meat you don't have a hamburger. **Without the body, you don't have a speech!**

Visual Theme

Visual aids help give the audience another dimension to better understand your speech and keep their attention!

Expression

Expression in your speech encourages your audience to listen!

CONCLUSION

A speech would be left hanging without the conclusion. Review the main points, tell the audience what action you want them to take, and relate back to the introduction.



Acknowledgements:

Teaching 4-H Demonstrations and
Talks from Georgia 4-H English Language Arts Curriculum



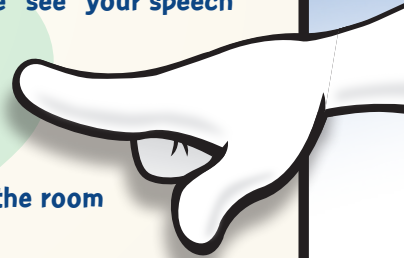
Putting It All Together

Your Presentation isn't just what you say, **it's how you say it, how you illustrate it, and how you present yourself.** In addition to learning your presentation, you'll want to create visuals that help the audience picture what you are saying. Visuals may be things you hold or show or you may create posters to illustrate your ideas. If the audience sees it, the audience will believe and remember!

Creating posters are more than just pretty boards. You'll want to plan your visuals just like you've planned your presentation.

Keep in mind these visual tips from the Top Dawg:

- ♦ Plan your posters or visuals when you write your presentation
- ♦ Think about what you'll show or what you'll do to help your audience "see" your speech
- ♦ Plan your visuals in a draft form first
- ♦ Use only one or two colors to attract attention
- ♦ A theme can be a fun way to illustrate your point
- ♦ Make your words and pictures large enough to see from the back of the room
- ♦ Pick 10 strong words instead of 20 weak words
- ♦ Have key words stand out



Along with your visuals, **YOU** are part of the presentation. Begin with a smile, present yourself with enthusiasm, and speak confidently with appropriate volume. Remember to consider what you'll wear. Your outfit can add to your presentation. If you are talking about horseback riding, dress in what you would wear to ride horses. For most presentations, nicer school clothes (such as slacks or skirts) are appropriate, but leave chewing gum behind. Just put your best foot forward.

Practice makes perfect....Practice your speech so that you are confident in your presentation!

4-H Project Achievement is judged on:

Appearance: 10 pts

Visuals: 10 pts

Delivery: 15 pts

Orderly Progress: 20 pts

Researched Information: 20 pts

Coverage of Subject: 20 pts

Time Limit: 5 pts





Your 4-H Presentation

You've gotten all the pieces together and it's time for your Top Dawg presentation, so try your outline here. An outline is simply a place to generate ideas for your presentation. The space below is small because an outline is a brief overview of your presentation. You will need to grab some notebook paper, a composition book, or even a computer to transfer your small ideas into bigger ones for your presentation!

MY PRESENTATION TITLE: _____

What' I'll Say

What I'll do

INTRODUCTION—Tell Them What You Are Going To Tell Them

BODY—Tell Them The Facts

CONCLUSION—Tell Them What You Told Them

Throughout your 4-H years, you will have many opportunities to give presentations and compete in county, district, state, and national levels. By beginning now, you will gain life-long skills and confidence that will help you in school, college, job interviews, and in your career. Project Achievement may even help you decide what you want to do in your future. Have fun with your project and all 4-H has to offer!

SPOTLIGHT ON CAREERS

As you reflect on your project and presentation, circle the Career Cluster or Clusters that could be associated with your project:

Agriculture, Food, Natural Resources	Law, Public Safety, Corrections and Security	Transportation, Distributions and Logistics	Arts, AV/Technology and Communications	Education and Training	Health Science
Energy	Hospitality and Tourism	Human Services	Architecture and Construction	Business Management and Administration	
Manufacturing	Science, Technology, Engineering and Mathematics	Finance	Government and Public Administration	Information Technology	Marketing

Compiled and Written by: **Jenny W. Jordan**, State 4-H Extension Faculty

Contributing Writers: **Kathy Baldwin**, Southeast 4-H Program Development Coordinator; **Lauren Boykin**, Screven County 4-H Agent;

Angie Daughtry, Candler County 4-H Agent; **Lee Anna Deal**, Bulloch County 4-H Agent; **Jennifer T. Miller**, Montgomery County ANR Agent;

Stephanie Myers, Evans County 4-H Agent; **Wendy Sauley-Simmons**, Spalding County 4-H Program Assistant;

Abby Smith, Effingham County 4-H Agent; **Rachel Stewart**, Tattnall County Family and Consumer Sciences Agent

Reviewed by: **Mandy B. Marable**, Associate State 4-H Leader *Design and Layout by:* **Sam Pittard**, Bulldog Print + Design
Keri Hobbs, Extension 4-H Specialist

Laura Perry Johnson
Associate Dean for Extension

Melanie Biersmith
State 4-H Leader/Director of 4-H

Nick Place, Dean and Director, College of Agricultural and Environmental Sciences

Departmental Publication 4-H FM-05

Printed 2023

The University of Georgia College of Agricultural and Environmental Sciences (working cooperatively with Fort Valley State University, the U.S. Department of Agriculture, and the counties of Georgia) offers its educational programs, assistance, and materials to all people without regard to race, color, religion, sex, national origin, disability, gender identity, sexual orientation or protected veteran status and is an Equal Opportunity, Affirmative Action organization.

An Equal Opportunity/Affirmative Action/Veteran/Disability Institution
Committed to a Diverse Work Force

