



Project Achievement - 4th-6th Grade



Information About Me

Gender (Circle One): Male Female **Grade:** _____

County: _____

Are you part of a Military Family? (Circle One): Yes No

Race & Ethnicity (Circle any that apply):

White

African-American or Black

Asian

American Indian

Pacific Islander

Hispanic ethnicity

Putting Your Presentation Together

DRAW A LINE from each Part of the Presentation to what it means.

PART

WHAT IT MEANS

Introduction

Tell them the Facts: Share what you've learned! Give 3 main ideas with facts to support each.

Body

Tell them what you told them: Briefly summarize what you told the group.

Conclusion

Tell them what you are going to tell them: Use a story or catch phrase and introduce yourself.

How You Say It

CIRCLE all the things you can do to have a GREAT presentation:

Make eye contact

Read directly from your notes

Practice your speech

Speak softly

Use a loud and clear voice

Research your topic—Learn all you can!

Say Thank you!

Talk very fast or very slow

Dress appropriately

Look at your feet a lot









Project Achievement - 4th-6th Grade



Answer the questions below by putting an "X" in the box.

Because of Project Achievement.....	Strongly Disagree 	Disagree 	Agree 	Strongly Agree 
I am more confident speaking in front of people.				
I am better at preparing a presentation.				
I learned more about my topic.				
I am better at giving presentations.				

The most important thing I learned in Project Achievement is.....

If you could change anything about Project Achievement, what would it be?

