



Project Achievement - 4th - 6th Grade



INFORMATION ABOUT ME

Gender (Circle One): Male Female **Grade:** _____

County: _____

Are you part of a Military Family? (Circle One): Yes No

Race & Ethnicity (Circle any that apply):

White African-American or Black Asian

American Indian Pacific Islander Hispanic ethnicity

Putting Your Presentation Together

DRAW A LINE from each Part of the Presentation to what it means.

<u>PART</u>	<u>WHAT IT MEANS</u>
Introduction	<u>Tell them the Facts:</u> Share what you've learned! Give 3 main ideas with facts to support each.
Body	<u>Tell them what you told them:</u> Briefly summarize what you told the group.
Conclusion	<u>Tell them what you are going to tell them:</u> Use a story or catch phrase and introduce yourself.

How You Say It
CIRCLE all the things you can do to have a GREAT presentation:

Make eye contact

Read directly from your notes

Practice your speech

Speak softly

Use a loud and clear voice

Research your topic—Learn all you can!

Say Thank you!

Talk very fast or very slow

Dress appropriately

Look at your feet a lot

Each circled item is a different question. You will record answers for each circled answer: 1=correct (circled), 0=not correct (not circled)









Project Achievement - 4th - 6th Grade



Answer the questions below by putting an "X" in the box.

<p>Because of Project Achievement.....</p> <div style="border: 1px solid black; padding: 5px; width: fit-content;"> <p>0=Strongly Disagree or Disagree 1=Agree 2=Strongly Agree</p> </div>	<p>Strongly Disagree</p> 	<p>Disagree</p> 	<p>Agree</p> 	<p>Strongly Agree</p> 
I am more confident speaking in front of people.	0	0	1	2
I am better at preparing a presentation.	0	0	1	2
I learned more about my topic.	0	0	1	2
I am better at giving presentations.	0	0	1	2

The most important thing I learned in Project Achievement is.....

If you could change anything about Project Achievement, what would it be?