



2023-2024 Market Lamb Record Book

For Pre-4-H'ers Grades 1-2



Name:		
School Name:	Age:	Grade:
Address:		
City:	State:	Zip:
Phone:	County	
Name of 4-H Club:	Years in 4-H:	

	Lamb #1	Lamb # 2	Lamb #3
Lamb's Name:			
Lamb's Ear Tag or Tattoo Number:			
Breeder's Name and Address:			


4-H Member's Signature:
Parent or Guardian's Signature:
Agent's Signature (4-H):

**SECTION I – 40 POINTS
RECORDS FOR YOUR LAMB**

The end of a show season is a great time to set goals for next year. Begin thinking about what you'd like to do or learn in 4-H during the upcoming months. List some of your goals for the year and what plan you have to accomplish your goals. Talk to your leader and parents to decide what goals are realistic to try and possible to finish in the year.

Write your choices below. Don't be afraid to challenge yourself! Of course, you may aim to reach more goals.

My goals for this year	What I need to do to reach this goal
<i>Example: I will learn how to give a public presentation.</i>	<i>Attend county public presentation workshop. Have my leader and parents help me pick a topic that will be good for me. Practice my presentation. Give the presentation at a club meeting.</i>



List some of the things you carry to a show

SECTION I continued

1. Lamb Information:


	Lamb #1	Lamb #2	Lamb #3
Breed			
Birth Date			
Total Days on Feed			
Beginning Weight & Date	A.	A.	A.
Weight & Date at State Show	B.	B.	B.
Total Weight Gain (B-A)	C.	C.	C.

(a) Will you be showing a lamb next year? Why or why not?

(b) What has been your favorite part about showing lambs?

**SECTION II – 20 POINTS
ACTIVITIES**

**Color me and write about how
you get your lamb ready to
show!**



SECTION II continued

SHEEP SHOWING

B F T Z P S G L U T V B F W P
O O S E Q F D B W R R S D I H
E A E H K A R E E A H A U H G
D H N B O C K T A W U Q A P I
S V L M M W U G J Y E W U B N
D R B A O I M B X A X M H L O
S P O R T S M A N S H I P E B
P F M N U M W S N K F Y H A B
U X L G O S H W X S Y K M D I
S H E A R O H A N D H Y T E R
A T X L W N X T X K P I K R K
D S A R G P P E R T E W P S B
Z M I L I B I R W A K G P H T
B N E C I T C A R P V H N I B
G D E E F S I N U R F U O P X

BRUSH

FEED

PRACTICE

SHEAR

SHOWRING

BUCKET

LAMB

RAM

SHEEP

SPORTSMANSHIP

EWE

LEADERSHIP


RIBBON

SHOWMANSHIP

WATER

I'm excited for my first show! Can you help me find all these words I might hear people say while I'm there? When you find them, circle them in the word search.

**SECTION III – 20 POINTS
ANIMAL CARE AND MANAGEMENT**



Taking care of livestock requires a lot of responsibility and commitment. Fill in the blank or circle the answer below with what you did this year to take care of your animal!

I keep my lamb(s) in a pasture / barn / pen. (Circle one)

I feed my lamb(s) _____

_____. (What kind of feed and/or hay

do you give your animal?)


To keep my lamb(s) healthy, I _____

_____. (What is one thing


you do to make sure your lamb stays healthy?)

Three tools I use to groom my lamb are: 1) _____,
2.) _____, and 3.) _____. (Name
any tools you use to take care of your project animal.)

**SECTION IV – 10 POINTS
STORY TIME**



Draw a picture of yourself and one of your lambs. Write a story about your lamb on the next page.



SECTION IV continued

Write a story about your 2023-2024 Market Lamb Project, including this year's most significant experience. (The outline is just a suggestion)

SAMPLE STORY OUTLINE

I. Introduction

- a. Tell what type, breed, weight, etc., of lamb you obtained and why you chose a lamb as your project.
- b. Tell why you chose the lamb you did – cost, breed, breeder, past successes, etc.
- c. In choosing your lamb, did you conduct any background research? If so, explain.

II. Body

- a. Were there things you wish you had known prior to this project, if so, what were they?
- b. Briefly describe what your daily care consisted of – feeding routine, exercise, etc. including some of the Good Production Practices you used in raising your lamb.
- c. What was your most significant experience? What did you learn about yourself and/or your lamb? Was there anything that surprised you about this project?

III. Summary

- a. Did you reach your goals with this project? What would you change or do the same the next time you begin a lamb project? For example: different feed, different breed, age of lambs you would start with, etc.

SECTION IV continued

SECTION V – 10 POINTS
SUPPORTING MATERIALS

Attach supporting materials here (two pages only-1 side of page only)
(Pictures-with caption, newspaper articles, etc., that support your lamb project)

Supporting Materials (continued)

(Pictures-with caption, newspaper articles, etc., that support your lamb project)

Instructions for Completing the 2023-2024 Pre-Club Market Lamb Record Books

**This record book is for Pre-Club participants. Two divisions: 1st-2nd grade and 3rd-4th grade.
(Grade as of September 1, 2023)**

The record books will be evaluated by a committee of 4-H and FFA Jr. Livestock supporters. The top five Pre-Club, Junior and Senior Record Books will be recognized at the beginning of the champion drive on Sunday, October 8th. Additional awards may be awarded to selected placings once donor funds have been confirmed.

1. All entries must be from bona-fide 4-H or FFA members for the current year. All market lambs that a record book is completed for, must be entered in the 2023 State Market Lamb Show.
2. Record keeping is from the date of purchase until no later than September 22nd.
3. All Market Lamb Record Book participants must be registered online by ag teacher/agent by close of business September 15th on the Qualtrics platform: <https://tinyurl.com/2023MarketGoatMarketLamb>
4. ***All participants must mail in their completed record books. These books must be received by close of business September 22nd to the following address:***

4-H participants to Jade Andrews Haston, Georgia 4-H, 331 Hoke Smith Annex, Athens, GA 30602.

5. The record book is complete. No additional pages are allowed. Do not submit record books in notebooks or binders. You may use construction paper for the two Supporting Materials pages, but they must be 8 ½" X 11".
6. All signatures must be obtained on the front of the record book. If the record book does not have all the required signatures, the record book will automatically be disqualified and will not be evaluated for awards.
7. Records must be handwritten by the member.
8. All work must be done by the submitting 4-H member. Plagiarism is not allowed. Record books that appear to be plagiarized will be disqualified and ineligible for awards.
9. A County 4-H club can enter no more than seven (7) record books in each division of each species.

Prepared by

Carole Knight, Georgia 4-H Animal Science Programs Specialist
Christa Steinkamp, Curriculum & Technology Director, Georgia Agricultural Education

Activities adapted from "New Jersey 4-H Goat Record Book," Rutgers Cooperative Extension, published 2004.

The Cooperative Extension Service offers educational programs, assistance and materials to all people without regard to race, color, national origin, age, sex or disability.

An Equal Opportunity/Affirmative Action Organization Committed To a Diverse Work Force
Animal and Dairy Science

Departmental Publication AS 106 Revised August 2023

Issued in furtherance of Cooperative Extension work, Acts of May 8 and June 30, 1914, The University of Georgia College of Agricultural and Environmental Sciences and the U.S. Department of Agriculture cooperating.

Dr. Nick Place, CAES Dean and Director