



2020-2021 Market Goat Record Book

For Pre-4-H'ers Grades 1-2



Name:		
School Name:	Age:	Grade:
Address:		
City:	State:	Zip:
Phone:	County	
Name of 4-H Club:	Years in 4-H:	

	Goat #1	Goat # 2	Goat #3
Goat's Name:			
Goat's Ear Tag or Tattoo Number:			
Breeder's Name and Address:			


4-H Member's Signature:
Parent or Guardian's Signature:
Agent's Signature (4-H):

**SECTION I – 40 POINTS
RECORDS FOR YOUR GOAT**

The end of a show season is a great time to set goals for next year. Begin thinking about what you'd like to do or learn in 4-H during the upcoming months. List some of your goals for the year and what plan you have to accomplish your goals. Talk to your leader and parents to decide what goals are realistic to try and possible to finish in the year.

Write your choices below. Don't be afraid to challenge yourself! Of course, you may aim to reach more goals.

My goals for the year	What I need to do to reach this goal
<i>Example: I will learn how to give a public presentation.</i>	<i>Attend county public presentation workshop. Have my leader and parents help me pick a topic that will be good for me. Practice my presentation. Give the presentation at a club meeting.</i>



List some of the things you carry to a show

SECTION I continued

1. Goat Information:


	Goat #1	Goat #2	Goat #3
Breed			
Birth Date			
Total Days on Feed			
Beginning Weight & Date	A.	A.	A.
Weight & Date at State Show	B.	B.	B.
Total Weight Gain (B-A)	C.	C.	C.

(a) Will you be showing a goat next year? Why or why not?

(b) What has been your favorite part about showing goats?

**SECTION II – 20 POINTS
ACTIVITIES**

**Color me and write about how
you get your goat ready to
show!**



SECTION II continued

GOAT SHOWING

A R C J P R C K H X B W F R P
Z V D O H I I G I V G Q S B Z
K A B X J B H G K N F P U Y G
D W O B K B C S I C O C T A A
S E H C E O C R R R K R U D V
R O U S K N W I T E G E S X M
E B J Z U O R S T S D T E G W
P W I C H R M R E T L A H N J
P B E S E A B P O P V W E H U
I D C T N P R A C T I C E L S
L Q O S H T I X P L U F U U E
C W H E P E M C J M W A R Q I
K I R R R G R O V B V Z G V N
P C P Y B Z T K B D B B O Q Q
P I H S N A M W O H S F E E D

BRUSH
CLIPPERS
HALTER
RIBBON
SPORTSMANSHIP

BUCK
DOE
LEADERSHIP
SHOWMANSHIP
WATER

BUCKET
FEED
PRACTICE
SHOWRING
WETHER

I'm excited for my first show! Can you help me find all these words I might hear people say while I'm there? When you find them, circle them in the word search.



SECTION III – 20 POINTS
ANIMAL CARE AND MANAGEMENT

Taking care of livestock requires a lot of responsibility and commitment. Fill in the blank or circle the answer below with what you did this year to take care of your animal!

I keep my goat(s) in a pasture / barn / pen. (Circle one)

I feed my goat(s) _____

_____. (What kind of feed and/or hay

do you give your animal?)

To keep my goat healthy, I _____

_____. (What is one thing


you do to make sure your goat stays healthy?)

Three tools I use to groom my goat are: 1) _____,


2.) _____, and 3.) _____. (Name

any tools you use to take care of your project animal.)

**SECTION IV – 10 POINTS
STORY TIME**



Draw a picture of yourself and one of your goats. Write a story about your goat on the next page.



SECTION IV continued

Write a story about your 2020-2021 Market Goat Project, including this year's most significant experience. (The outline is just a suggestion)

SAMPLE STORY OUTLINE

I. Introduction

- a. Tell what type, breed, weight, etc., of goat you obtained and why you chose a goat as your project.
- b. Tell why you chose the goat you did – cost, breed, breeder, past successes, etc.
- c. In choosing your goat, did you conduct any background research? If so, explain.

II. Body

- a. Were there things you wish you had known prior to this project, if so, what were they?
- b. Briefly describe what your daily care consisted of – feeding routine, exercise, etc. including some of the Good Production Practices you used in raising your goat.
- c. What was your most significant experience? What did you learn about yourself and/or your goat? Was there anything that surprised you about this project?

III. Summary

- a. Did you reach your goals with this project? What would you change or do the same the next time you begin a goat project? For example: different feed, different breed, age of goats you would start with, etc.

SECTION IV continued

SECTION V – 10 POINTS
SUPPORTING MATERIALS

Attach supporting materials here (two pages only-1 side of page only)
(Pictures-with caption, newspaper articles, etc., that support your goat project)

Supporting Materials (continued)

(Pictures-with caption, newspaper articles, etc., that support your goat project)

Instructions for Completing the 2020-2021 Pre-Club Market Goat Record Books

**This record book is for Pre-Club participants. Two divisions: 1st-2nd grades and 3rd-4th grades.
(Grade as of September 1, 2020)**

The record books will be evaluated by a committee of 4-H and FFA Jr. Livestock supporters. The top five Pre-Club, Junior and Senior Record Books will be recognized during the champion drive on Saturday, October 10th. Additional awards may be awarded to selected placings once donor funds have been confirmed.

1. All entries must be from bona-fide 4-H members for the current year. All market goats that a record book has been completed for must be entered in the 2020 State Market Goat Show.
2. Record keeping is from the date of purchase until no earlier than September 7th and no later than September 20th.
3. **All Market Goat Record Book participants must be registered online by ag teacher/agent by close of business September 18th on the Qualtrics platform: https://uGeorgia.ca1.qualtrics.com/jfe/form/SV_2mZZZhwME0oyIMR**
4. **All participants must mail in their completed record books. These books must be received by close of business Monday, September 21st to the following address:**

4-H participants to Heather K. Shultz, Georgia 4-H, Hoke Smith Annex #321, Athens, GA 30602.

5. The record book is complete. No additional pages are allowed. Pages of book may be duplicated front to back. Do not submit record books in notebooks or binders. You may use construction paper for the two Supporting Materials pages, but they must be 8 ½" X 11".
6. All signatures must be obtained on the front of the record book. If the record book does not have all of the required signatures, the record book will automatically be disqualified and will not be evaluated for awards.
7. Records must be hand written by the member.
8. All work must be done by the submitting 4-H member. Plagiarism is not allowed. Record Books that appear to be plagiarized will be disqualified and ineligible for awards.
9. A County 4H club can enter no more than seven (7) record books in each division of each species.

Prepared in Cooperation with
Georgia Small Ruminant Research and Extension Center, Fort Valley State University
Will R. Getz, Small Ruminant Specialist
Shanna Reynolds, Oglethorpe County Extension, ANR Agent

Prepared by
Sarah Loughridge, Youth Livestock Extension Specialist
Heather K. Shultz, Georgia 4-H Extension Specialist, Livestock Programs
Christa Steinkamp, Curriculum & Technology Director, Georgia Agricultural Education
Caroline Hinton, Georgia 4-H Extension Graduate Assistant, Livestock Programs

Activities adapted from "New Jersey 4-H Goat Record Book," Rutgers Cooperative Extension, published 2004.

The Cooperative Extension Service offers educational programs, assistance and materials to all people without regard to race, color, national origin, age, sex or disability.

An Equal Opportunity/Affirmative Action Organization Committed to a Diverse Work Force Animal and Dairy Science

Departmental Publication AS 106 Revised August 2020

Issued in furtherance of Cooperative Extension work, Acts of May 8 and June 30, 1914, The University of Georgia College of Agricultural and Environmental Sciences and the U.S. Department of Agriculture cooperating.

Dr. Joe West, Interim Dean and Director