

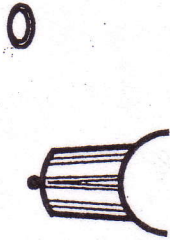
Station 5

High House (Incomer)



3' Lead at Station 8

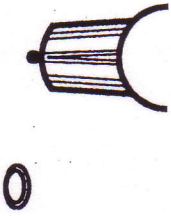
Low House (Outgoer)



2' Lead

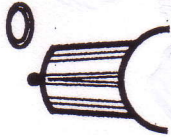
Station 6

High House (Incomer)



18" Lead

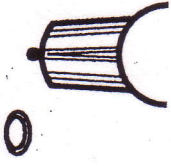
Low House (Outgoer)



6" Lead

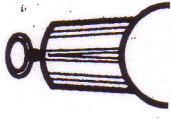
Station 7

High House (Incomer)



8" Lead

Low House (Outgoer)



Right At It


Station 5

High House (Incomer)



3' Lead at Station 8

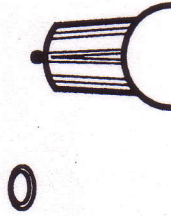
Low House (Outgoer)



2' Lead


Station 6

High House (Incomer)



18" Lead

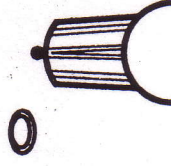
Low House (Outgoer)



6" Lead

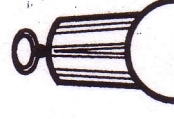
Station 7

High House (Incomer)



8" Lead

Low House (Outgoer)



Right At It



SKEET & TRAP

SKEET LEADS

*This is how
your leads appear over
the barrel of the gun*



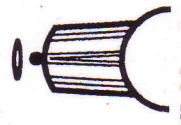
SKEET & TRAP

SKEET LEADS

*This is how
your leads appear over
the barrel of the gun*

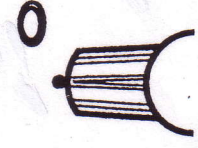
Station 1

High House (Outgoer)



6" Under

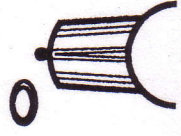
Low House (Incomer)



6" Lead

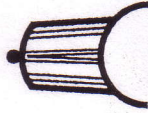
Station 2

High House (Outgoer)



6" Lead 2" Under

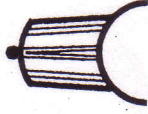
Low House (Incomer)



18" Lead

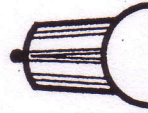
Station 3

High House (Outgoer)



2' Lead 2" Under

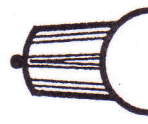
Low House (Incomer)



3' Lead at Station 8

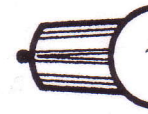
Station 4

High House



2 1/2' Lead

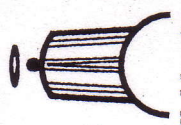
Low House



2 1/2' Lead

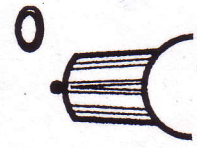
Station 1

High House (Outgoer)



6" Under

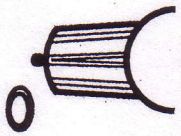
Low House (Incomer)



6" Lead

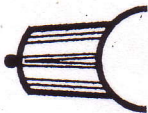
Station 2

High House (Outgoer)



6" Lead 2" Under

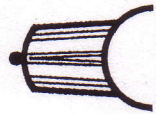
Low House (Incomer)



18" Lead

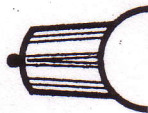
Station 3

High House (Outgoer)



2' Lead 2" Under

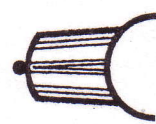
Low House (Incomer)



3' Lead at Station 8

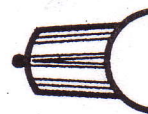
Station 4

High House



2 1/2' Lead

Low House



2 1/2' Lead